

# LinkRunner® AT 1500 & 3000 Network & Cable Testers

## Next Generation Ethernet AutoTester

- Comprehensive AutoTest validates and troubleshoots all aspects of network link connectivity and services.
- Verify available link speed from 10Mbps to 10Gbps, test PoE, and indentify connected switch port and VLAN.
- Enable frontline technicians to quickly and thoroughly validate links, troubleshoot device connectivity, and document moves, adds, and changes.

## Overview

The LinkRunner AT 1500 and 3000 are designed for frontline technicians who need fast and comprehensive validation of copper and fiber network links with powerful network connectivity troubleshooting. While offering the same core functions of its predecessors (LinkRunner 1000 and LinkRunner 2000 models), the LinkRunner AT 1500 and 3000 feature a large touchscreen and in-depth AutoTest that provides deeper network visibility.

With tools designed to help with network changes and troubleshooting, these network testers' quick cable test and switch identification functionality facilitates installation validation and fast problem isolation.

Test results can be automatically uploaded to the Link-Live collaboration, reporting, and analysis platform to improve teamwork between network engineers and technicians, creating greater job visibility, better project control, and improved tester fleet management. Independent management plane via wired or Wi-Fi connection (with optional adapter) allows remote operation and result uploading independent of the network under test.



## Key Features

The LinkRunner AT Ethernet AutoTester is offered in two models: LRAT-1500 and LRAT-3000. The **LRAT-3000** model adds advanced validation and monitoring capabilities, including:



Product Feature	LRAT-1500	LRAT-3000 ONLY
Fiber Optic Support		•
Monitor VLAN Trunk Ports		•
Ping/TCP Test		•
Performance Test Reflector		•
LANBERT™ Test		•
DHCP, DNS, and Gateway Test	•	•
Cable Test	•	•
Tone Generator	•	•
PoE 90W Loaded	•	•
Remote Visibility & Control	Required AllyCare Premium Support	
Wi-Fi Connectivity (with Optional Adapter)	•	•



## AllyCare Premium Support Benefits

By adding AllyCare Premium support and maintenance service LinkRunner AT owners gain access to:

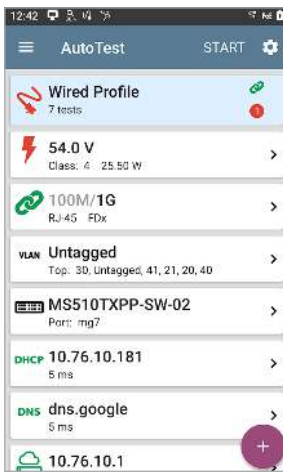
- Cloud-based remote control
- Software updates
- Free repairs and replacement
- Priority support

## LinkRunner AT AllyWare™ Applications

### **AutoTest and Profiles – Comprehensive network link test validates all aspects of network connectivity.**

AutoTest is the most comprehensive testing application on the LinkRunner AT. The app is fully customizable with savable test profiles and reusable Test Targets. Multiple profiles can be grouped allowing a single button press to validate connectivity on all VLANs. AutoTest results are automatically uploaded to the Link-Live platform after you claim your LinkRunner AT.

- Performs comprehensive connectivity tests in 7 seconds
- TruePower™ test validates loaded PoE performance to 90W
- Test includes:
  - Link speed and duplex (detects link speeds up to 10G)
  - Warns when the negotiated link speed is less than the advertised speed
  - 802.1x authentication
  - Discover nearest switch/slot/port
  - VLAN identification
  - VLAN trunk port monitor, shows traffic distribution of top VLANs (*LRAT-3000 only*)
  - DHCP service testing including DHCP options and breakdown of response time
  - DNS test measuring the response time of an actual URL lookup
  - Gateway availability and responsiveness
  - Test results reverse grading and “stop after” controls
  - Ping or TCP port connectivity tests to unlimited user-defined targets



AutoTest Screen

### **EZ Wired – Identifies the nearest connected switch and critical configuration information.**

The EZ Wired test provides the same essential insights as AutoTest and the former Switch app, with a streamlined workflow built for fast, reliable visibility. It delivers the most complete and customizable network link validation in a single workflow. Designed for speed, accuracy, and flexibility, it combines comprehensive connectivity testing with detailed switch diagnostics, ensuring every aspect of network performance is validated in seconds.

- Provides quick insight into link status and connected switch port
- Uses LLDP, CDP, and EDP
- Displays nearest switch info:
  - Switch name, model, chassis, slot, and port#
  - Switch MAC/IP Address
  - VLANs supported by the port
  - Link speed and duplex (can identify advertised link speeds up to 10G)
  - Connection (MDI or MDI/X)
  - PoE voltage and power, both loaded and unloaded
  - Graphical representation of PoE power on pairs

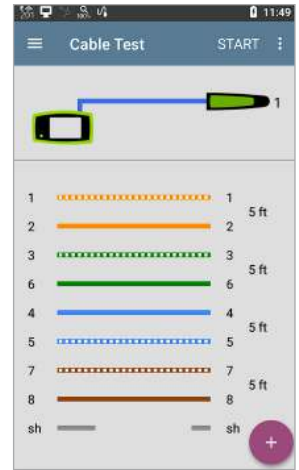


EZ Wired Screen

## Cable Test – Validate cabling for proper termination, test for length, common miswires, and distance to fault.

The LinkRunner AT's Cable Test can help you determine cable length and fault status, verify wire mapping of patch cords and structured cabling, and locate cables using toning or WireView office locators. Test structured cabling using the top RJ-45 port. Test patch cables with the built in second RJ-45 for complete pin to pin mapping and TDR.

- Easily find opens, shorts, miswires, and split pairs:
  - On non-terminated cable
  - With WireView cable identifier
  - With built-in wiremap port
- Check patch cables using the built-in wiremap port
- Locate cable runs with:
  - Analog and IntelliTone™ toning
  - Switch port advertisement
  - Switch port link light blinking
  - Remote cable identifiers



Cable Test Screen

## Ping/TCP Test – Verify connectivity to on or off-network devices, ensureTCP port availability. (LRAT 3000 only)

The Ping/TCP test app runs a Ping or TCP Connect test to your chosen target, allowing you to verify connectivity and identify intermittent issues.

A Ping test sends an ICMP echo request to the selected target to determine whether can be reached and how long it takes to respond. Test for MTU issues using the frame size and do not fragment settings. The results are trended, displaying the last 24 hours as well as loss statistics.

A TCP Connect test opens a TCP connection with the selected target to test for port availability using a 3-way handshake (SYN, SYN/ACK, ACK). You can open the TCP/Ping app from the Home screen, or you can select Ping or TCP Connect from another app, such as AutoTest, while viewing a device's details.



TCP Connect Screen

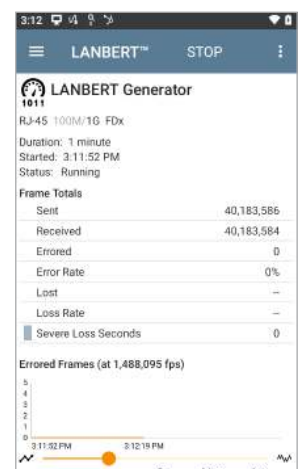
## LANBERT™ Test - Maximize utilization of your existing cable plant and identify maximum error free throughput. (LRAT 3000 only)

Your copper and fiber cable plant serves as the foundation of your network. But do you know whether it is of sufficient quality to provide the bandwidth required? The LANBERT media qualification app for NetAlly's LinkRunner AT 3000 provides a simple and fast method of assessing the quality of transmission and available bandwidth. When used with another LANBERT-compatible NetAlly tester (or a loopback), LANBERT generates and measures the transmission of line rate Ethernet frames over your network cabling infrastructure, qualifying its ability to support 1G on fiber and 10/100M/1G on copper links.

While cable certification is used to ensure installation compliance with industry standards, and cable qualification is used to check if the infrastructure can support specific technologies, LANBERT testing is used to evaluate real-world network performance using actual traffic patterns. It offers insights into operational performance by taking into consideration “Digital Signal Processing” (DSP) rather than just standards compliance.

## Reflector – Works with other NetAlly tools for network performance testing. (LRAT 3000 only)

The LinkRunner AT 3000 offers a packet reflector mode, which enables you to conduct end-to-end network performance tests when used with other NetAlly tools (LinkRunner 10G, EtherScope® nXG, CyberScope® CE). This mode validates network throughput capabilities up to 1Gbps. The reflector also works for 1G LANBERT™ media qualification testing. The line rate reflector supports control of what types of packets to reflect as well as swapping of source and destination MAC and IP addresses for L3 performance testing.



LANBERT Screen

## Link-Live™ Collaboration, Reporting, and Analysis Platform

Link-Live acts as a central system for managing test results and devices. It streamlines workflows by allowing easy logging, documenting, and reporting of test activities. When your tester is connected to Link-Live, test results are automatically uploaded to the dashboard for project management and reporting. In the case of no internet connectivity (air-gapped networks or new construction) results are buffered infinitely until connectivity is established.

You can also upload additional files, screenshots, images, profiles, location information, and comments whenever needed. Moreover, LinkRunner AT testers' with AllyCare Premium Support can receive software updates directly from Link-Live.

- AutoTest results uploaded via Link-Live platform for analysis and reporting
- Over-the-air software updates\*
- Easily provide proof-of-performance
- Better manage projects and staff efficiency
- Remote Control – Secure remote control enables centralized experts to efficiently assist technicians in the field\*




### Wi-Fi Connectivity Support *(requires optional USB adapter)*

The LinkRunner AT supports Wi-Fi connectivity through the use of an optional USB Wi-Fi adapter. This provides on-the-go connectivity for uploading test results to Link-Live, web remote control\*, and for conducting basic Wi-Fi diagnostics using third-party apps.

### Additional Tools and Diagnostics – App Store

After registering the tester, users can download apps from the Link-Live app store to accomplish many tasks in addition to testing. Using third-party apps and USB or BT/BLE accessories allows the user to:

- Use the system web browser to connect to infrastructure elements and other resources
- Take pictures of or scan asset tags for documentation and inventories
- Identify available Wi-Fi networks
- Print ID labels



*Examples of apps available to download onto the LinkRunner AT (product registration required)*

\*Active AllyCare Premium Support required for web remote control and software updates.

## Models & Accessories

Model Number/Name	Description
LRAT-3000	Includes: LinkRunner AT 3000 tester, Power Supply with regional power plugs, WireView Cable ID #1, RJ-45 coupler, 850nm multimode 1 Gbps SFP, Quick Start Guide and small soft case.
LRAT-3000-KIT	Includes: LinkRunner AT 3000 tester, Power Supply with regional power plugs, WireView Cable ID #1-#6, RJ-45 coupler, 850nm multimode 1 Gbps SFP, Holster, Quick Start Guide, and small soft case.
LINKSOLUTIONS-KT-3K	Includes: (1) LinkRunner AT 3000 tester (LRAT-3000), (2) LinkSprinter network testers, (1) LinkRunner AT holster (HOLSTER-G3), and (2) LinkSprinter holsters.
LRAT-3000-1YS	One year of AllyCare support for LRAT-3000, LRAT-3000-KIT, and LINKSOLUTIONS-KT-3K
LRAT-3000-3YS	Three years of AllyCare support for LRAT-3000, LRAT-3000-KIT, and LINKSOLUTIONS-KT-3K
LRAT-1500	Includes: LinkRunner AT 1500 tester, Power Supply with regional power plugs, Wireview Cable ID #1, Getting Started Guide, and small soft case.
LRAT-1500-1YS	One year of AllyCare support for LRAT-1500
LRAT-1500-3YS	Three years of AllyCare support for LRAT-1500
G3-PWRADAPTER	AC Charger replacement/spare for LinkRunner AT mainframe with country power cords.
HOLSTER-G3	Field use carrying holster makes troubleshooting on the go easier. Openings allow access to all applicable buttons and interfaces.

Model Number/Name	Description
SFP-100FX	100BASE-FX Fiber SFP transceiver with DDM (Multimode)
WIREVIEW 1	WireView wire mapper #1
WIREVIEW 2-6	WireView wire mappers #2-#6
US-WIFI-BT-USB	Edimax n150 Wi-Fi & Bluetooth USB Adapter for US and Canada
EU-WIFI-BT-USB	Edimax n150 Wi-Fi & Bluetooth USB Adapter for Europe
SM SOFT CASE	Small soft case

## Specifications

General	
Dimensions	4.02 in x 7.72 in x 1.65 in (10.2 cm x 19.6 cm x 4.2 cm)
Weight	1.06 lbs (0.48 kg)
Battery	Rechargeable lithium-ion battery pack (3.63 V, 9.75 Ah, 36.39 Wh)
Battery Life	Typical run duration: 8 hours Typical charge time: 5 hours (when unit is off)
Display	5.0-inch color LCD with capacitive touchscreen (720 x 1280 pixels)
Host Interfaces	RJ-45 test Port RJ-45 Wire Map Port SFP Test port (LRAT-3000 Only) (1) USB Type-A Port (1) USB Type-C On-the-Go Port
Memory	Approximately 8 GB available for storing test results and user applications
Battery Charging	USB Type-C 65-W adapter: AC Input Power 100-240 V, 50-60 Hz; DC Output Power 15 V (3 A)
PoE Battery Charging	802.3 af/at/bt
Supported IEEE Standards	Wired: 802.3/ab/i/u/z, 1000BASE-T PoE: 802.3af/at/bt Class 0-8, and UPOE Fiber: 1000BASE-X, SFP SX/LX/ZX (LRAT-3000 Only)
LEDs	1 LED (Battery Status Indicator)
Environmental Specifications	
Operating Temperature	32°F to 113°F (0°C to +45°C) NOTE: The battery will not charge if the internal temperature of the tester is above 113°F (45°C).
Operating relative humidity (% RH without condensation)	90% (50°F to 95°F; 10°C to 35°C) 75% (95°F to 113°F; 35°C to 45°C)
Storage temperature	-4°F to 140°F (-20°C to +60°C)
Shock and vibration	Meets the requirements of MIL-PRF-28800F for Class 3 Equipment
Safety	IEC 61010-1:2010: Pollution degree 2
Altitude	Operating: 4,000 m; Storage: 12,000 m
EMC	IEC 61326-1: Basic Electromagnetic Environment CISPR 11: Group 1, Class A

©2026 NetAlly®, LLC. Third-party trademarks mentioned are the property of their respective owners.